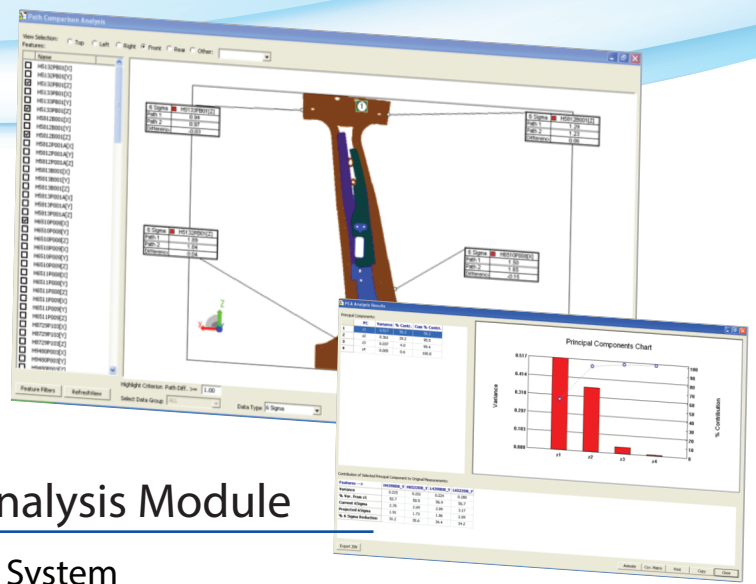
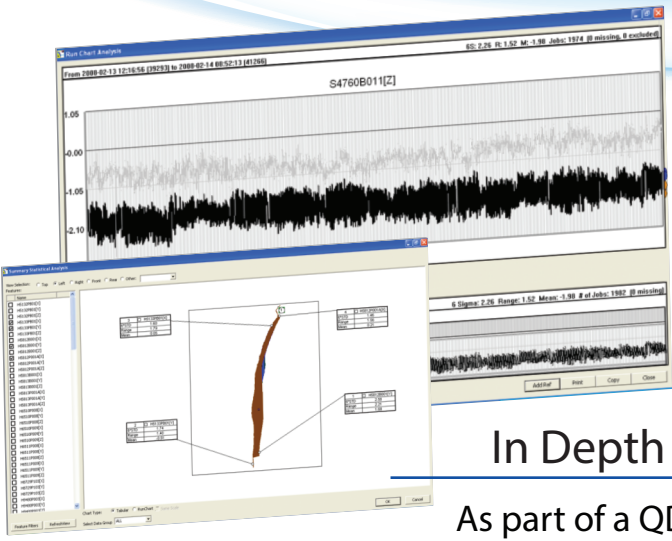


QDM PDA - Plant Data Analyzer

Advanced SPC Analysis Software



In Depth SPC Analysis Module

As part of a QDM WEB System
Or as a stand alone tool

QDM PDA is an advanced analysis tool for diving deep into your data. As a QDM Stand Alone Module, QDM PDA can be used as part of a QDM System, pulling custom data sets from the database, or on its own by loading in data files.

Analyze Plant Data in Real Time

Use Statistical Process Control (SPC) Analysis in Real Time to determine trends and patterns. Look deeper into data sets based on time, location, machine and operator to determine relationships that can give you valuable insight into your process quality.

Root Cause and Solve Problems

Use SPC and data to determine the cause of production issues. Monitor trends and patterns to see where issues begin, and find solutions before any bad parts can be made.

Determine the Impact of Changes

How do you know if the machine and tool changes you made fixed your production issues? Use the data to see how fixtures, tooling, process changes and operations affect your production quality. Compare and contrast data sets to find chronic issues for Continuous Process Improvement.

Key Product Highlights:

Root Cause Analysis -
Identify variation caused by specific influences such as tooling and carriage fixtures, or aging machines and equipment.

Focus on Important Data
View all your assembly data in one table sorted to show the features that need attention.

Easy to Use Interface -
Mouse over to see data collection parameters including: serial numbers, supplier names, assembly line path and the carriage/fixture used to build the assembly.

Compare Data -
Use correlation studies to determine the impact of changes.

Graphical Data Monitoring -
Summary Statistics use images and CAD to add context to the analysis.

Stand Alone Tool or Part of a System -
Use QDM PDA on its own, or incorporate it into a QDM WEB System with the ability to draw data down in real time and from anywhere your system is connected.

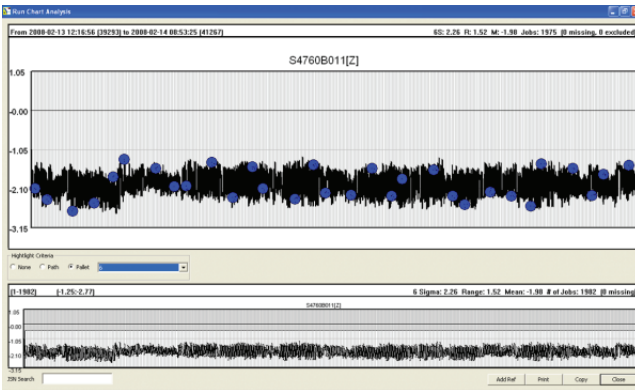
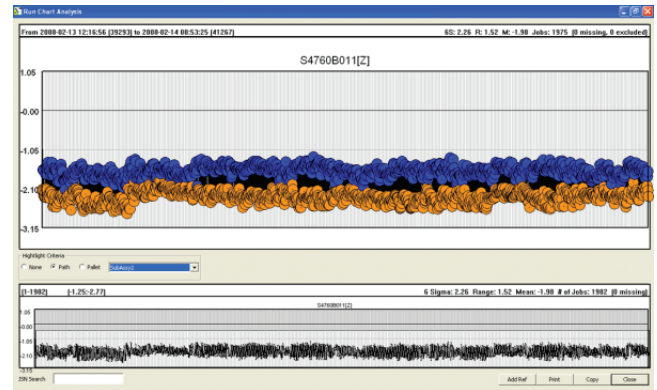


Use Quality Intelligence to Find Answers in Your Data

QDM PDA gives you the tools to mine your data to find answers to your questions. Here are just some of the answers you can get from QDM PDA:

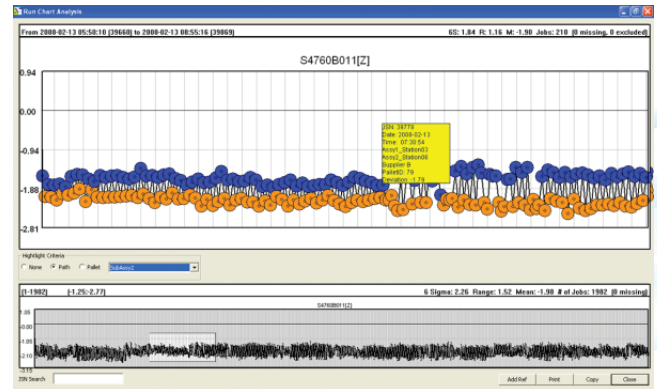
What is causing my product variation?

View the sources of variation and quickly root cause to the true source of the issue.



How is my fixture and carriage affecting my assembly?

Zero in on the builds that use a specific carriage or fixture and compare and contrast that data to determine changes, variation and the effect on the build.



What is the effect of changing a process or supplier?

Quickly view the effect of a process change and how much variation it created or reduced. Quickly compare supplier A versus Supplier B.



How much variation do my Fixtures add?

Analyze the data variation caused purely by fixture variation – to quickly identify the fixture that needs to be corrected in an assembly line.

DCS has been supporting quality management in industries including automotive, aerospace, medical device, electronics and industrial machinery for over 20 years. DCS solutions are used daily by companies like Airbus, BMW, GM, LG, Nissan, Phillips, Sony, Textron Aviation and VW. By applying DCS's 3D Model Based environment for Predictive Variation Analysis and Responsive SPC, manufacturers have reduced quality costs related to yield, scrap, rework and warranty issues.