

QDM Analyst

Custom SPC Analysis and Reports

Communicate Quality Data in Easy-to-Understand Formats

QDM Analyst is an easy-to-use analysis tool for analyzing your data and creating graphical reports. As a QDM Stand Alone Module, QDM Analyst can be used on its own by loading in data files or as part of a larger QDM WEB System.

Create FAIR, Ppap and Quality Reports in Seconds

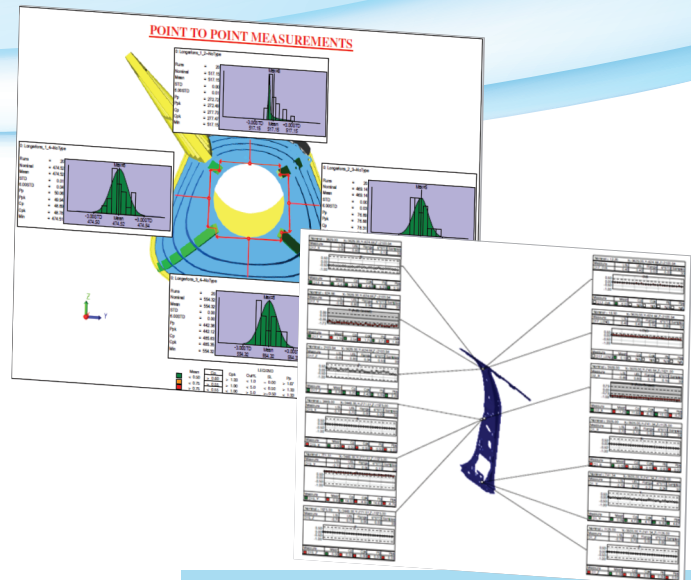
By creating templates using easy drag and drop interfaces, users can instantly populate and generate new quality reports. Attach QDM Analyst to your QDM WEB System to instantly generate reports from quality data anywhere in the world.

Use Data From Any Measurement Source

Use data from any of your inspection devices or even an Excel spreadsheet without having to pre-format or customize the data. With ready made translators, QDM Analyst makes analysis and communication of your data clean, efficient and most importantly; fast.

Generate Quality Metrics, Compare Data and Visually See You Quality

With a variety of charts and metrics at your disposal, QDM Analyst lets you create reports that communicate your product quality in a decision-making format. This lets you customize your reports with analyses, charts, metrics and information. Include CAD graphics to put all of the information into context. Show on your parts where the measurements are, and find out how well you are achieving your quality objectives.



Key Product Highlights:

Simple Process, Incredible Results -
Select your data file in its native format, pick your CAD part or image, and then let QDM Analyst instantly create and organize your report.

Automatic Formatting -
Use automatic formatting to prevent from doing tedious rearranging of charts.

Interactive CAD Window -
Move and adjust your CAD model to get the best view without changing screens.

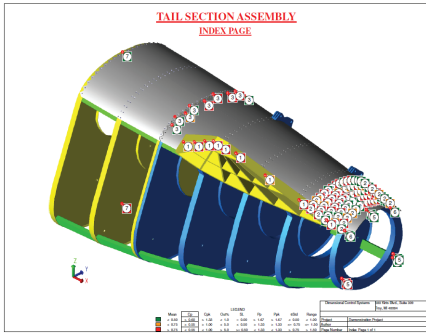
Leader Line Association -
All data automatically points to its associated location.

Variety of Chart and Metric Types -
Run charts, Bar charts, Graphs, Comparitor charts, Matrices, and variety of metrics: Cp, Cpk, Pp, Ppk and more.

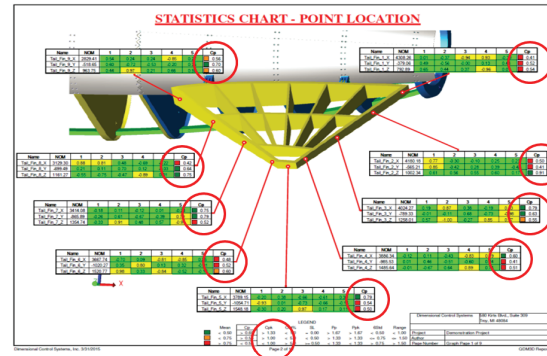
Fast and Easy Customization -
Drag and drop interface is easy to learn and use.

Templates for Instant Reports -
Create templates for common reports to instantly recreate them as new data becomes available. Keep reports for each of your products or customers to always deliver the information engineers and customers need.

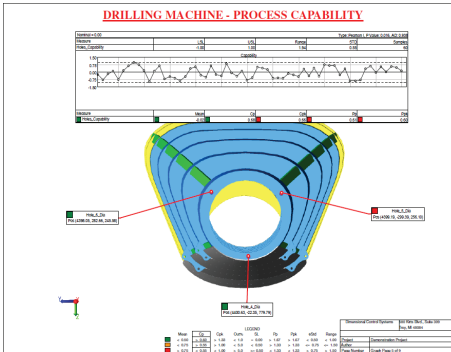
QDM Analyst lets you quickly create reports to communicate quality metrics and analysis. Below are some example analyses from a QDM Analyst Report.



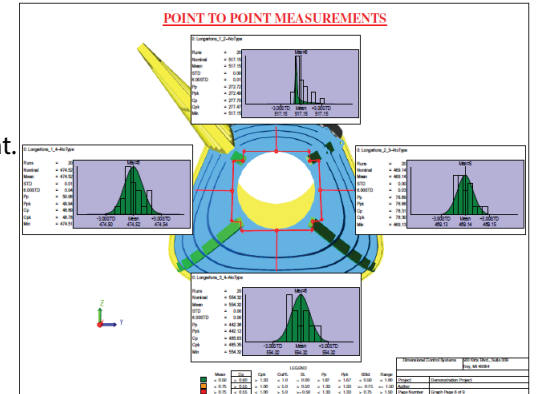
Index
See all of your measurement points with pass/fail color coding, numbered by their report page for quick reference.



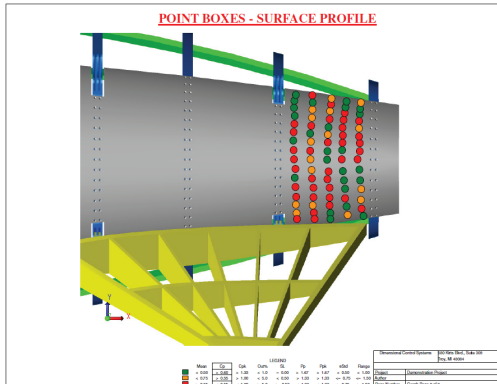
Statistics Charts - Cpk
Quickly determine metrics and add pass/fail criteria to your charts.



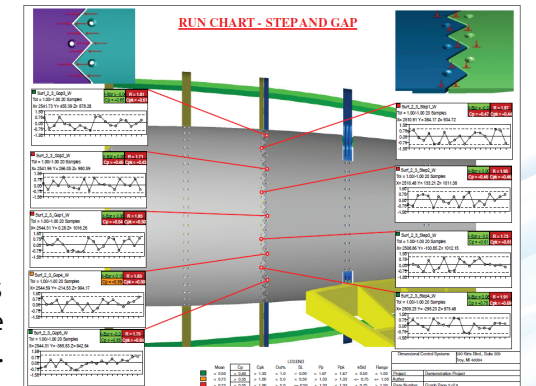
Drilling Machine - Process Capability
Choose data sets and determine capability based on drilling machines, CNC and other equipment.



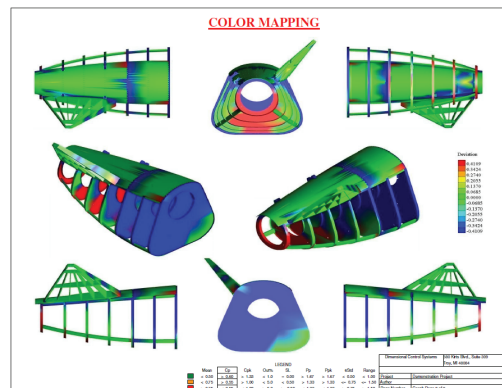
Point to Point Measurements
See the distribution of all of your point-to-point measurements, referenced on a CAD image of the part itself.



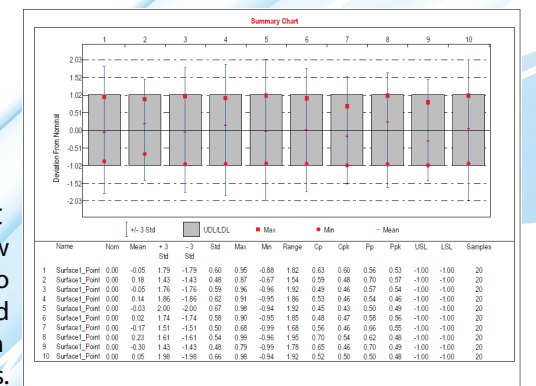
Point Boxes - Surface Profile
Use color coding for quick analysis and communication of surface profile variation and pass/fail conditions.



Run Charts
Keep track of the last runs, or compare current to past production.



Color Mapping
Highlight trouble areas and present findings visually to managers and team members.



Summary Chart
Generate Summary Charts that show all of the relevant data in an easy-to-read table for fast checking and efficient communication with quality professionals.

DCS has been supporting quality management in industries including automotive, aerospace, medical device, electronics and industrial machinery for over 20 years. DCS solutions are used daily by companies like Airbus, BMW, GM, LG, Nissan, Phillips, Sony, Textron Aviation and VW. By applying DCS's 3D Model Based environment for Predictive Variation Analysis and Responsive SPC, manufacturers have reduced quality costs related to yield, scrap, rework and warranty issues.